




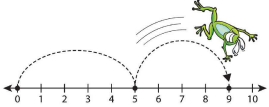







Helpers at Home & in the Community Kindergarten Choice Board: Week of May 25-29

Pick 2 boxes to do each day. Put a happy face in the box or color the box when completed.

Remember to read everyday. This can include students reading to themselves or a grown-up reading to them.

<p>Read these poems in one of the following ways with a family member.</p> <p>Choral Reading: Read together</p> <p>Echo Reading: Adult reads one part, student echos the same part</p> <p>Brother John</p> <p>Little Bo Peep</p> <p>Twinkle Twinkle</p> 	<p>Flexibility: When one thing doesn't work, you try a different way.</p> <p>Share with an adult a time when you needed to be flexible with your plans. Have them share with you too!</p> <p>*Bonus Enjoy Sesame Street's video about Flexibility. https://youtu.be/LTryB55xbbY</p> 	<p>Raz Kids *Use your teacher created login or paper copy in the learning packet. Read and/or listen to the following books about community helpers:</p> <p>I am a Community Worker (B)</p> <p>Caretakers (D)</p> <p>Community Helpers (D)</p> 	<p>Listen to Read Aloud: Being Grateful (E)</p> <p>After listening to the book, make a thankful jar.</p> <p>Thankful Jar Directions</p> 	<p>Memorial Day- Think of a way your family might honor Memorial Day by displaying something in your window, sidewalk or front yard.</p> <p>Have an adult take a picture of your display to share with your teacher through email or Facebook.</p> 	<p>Math</p> <p>Adding and Subtracting using a number line</p> <p>Adding Video</p> <p>Subtracting Video</p> <p>Number Line Addition</p> <p>Number Line Subtraction</p> 
<p>Raz Kids *Use your teacher created login or paper copy in the learning packet. Read and/or listen to the following books about ways kids can be helpers..</p> <p>I Set the Table (A)</p> <p>Taking Care of Chase (B)</p> 	<p>Listen to Read Aloud: Being Responsible (D)</p> <p>After listening to the book, create a chore chart.</p> <p>Chore Chart Directions</p> 	<p>Word Study</p> <p>Build CVC Words (consonant-vowel-consonant words)</p> <p>Using magnetic letters or letter tiles, make three letter words.</p> <p>Magnetic Tiles</p> <p>Three Letter Words</p> <p>* Bonus you can make words with a digraph at the beginning or end like wish, fish, sack, thin, shin</p>	<p>Mystery Science</p> <p>* Draw your favorite pet using the tips from Mystery Science</p> <p>Why do baby animals look so cute?</p> <p>Enjoy these other videos about animals:</p> <p>Can animals laugh?</p> <p>Why do cats purr?</p> 	<p>Opinion Writing</p> <p>What is your opinion? What do you think is the best pet?</p>  <p>Planning: Mrs. Smith's Example</p> <p>How to be Convincing</p> <p>Opinion Organizer</p> <p>Drafting: Opinion Writing Paper</p>	<p>Find fun ways to read the ABC chart</p> <p>ABC Chart</p> <p>Read the Digraph chart and then Be a "Digraph Detective"</p> <p>Digraph Chart</p> <p>Digraph Detectives</p> <p>Echo Detective Badge</p> 

Additional resources are located [here](#) or on the Milan Area Schools website under Paddock.